



District Report Card: 2017


State: Gujarat	District: Kheda
Class: 8	Subject: Science
Schools: 51	Students: 1358


Participation/Coverage


Students

GENDER 	Boys		Girls	
	Number	%	Number	%
	754	55.52	604	44.48

AREA 	Rural		Urban	
	Number	%	Number	%
	1179	86.82	179	13.18

CATEGORY 	SC		ST		OBC		GEN	
	Number	%	Number	%	Number	%	Number	%
	53	3.90	27	1.99	1119	82.40	159	11.71

CWSN 	LD	VI	HI	S&LD	ID	Oth
	1	5	0	1	2	5

Management 	Government		Government-aided	
	Number	%	Number	%
	1186	87.33	172	12.67

Average Performance of Students in Science (%)

Overall	Gender		Area		Management		Social Group			
	Male	Female	Rural	Urban	Govt.	Aided	SC	ST	OBC	GEN
56.82	54.25	60.03	59.19	41.27	57.31	53.49	52.70	50.86	57.35	55.51

Performance on Learning Outcomes (LOs)

Learning Outcomes	Description	Average Performance(%)
SCI703	Classifies materials and organisms based on properties/characteristics	57.97
SCI704	Conducts simple investigation to seek answers to queries	50.78
SCI705	Relates processes and phenomenon with causes	51.18
SCI708	Measures and calculates e.g., temperature; pulse rate; speed of moving objects; time period of a simple pendulum, etc.	65.61
SCI710	Plots and interprets graphs	50.15
SCI711	Constructs models using materials from surroundings and explains their working	53.41
SCI801	Differentiates materials, organism and processes	60.46
SCI804	Relates processes and phenomenon with causes	54.90
SCI805	Explains processes and phenomenon	51.08
SCI807	Measures angles of incidence and reflection, etc.	52.50
SCI811	Applies learning of scientific concepts in day-to-day life	58.80
SCI813	Makes efforts to protect environment	70.62

Range of Performance of Students who Answered Correctly							
Below 30%		30% - 50%		50% - 75%		Above 75%	
Number	%	Number	%	Number	%	Number	%
233	17.16	282	20.77	500	36.82	343	25.26

Lowest Performing Learning Outcomes (LOs)

- 1 - Plots and interprets graphs (50.15)
- 2 - Conducts simple investigation to seek answers to queries (50.78)
- 3 - Explains processes and phenomenon (51.08)
- 4 - Relates processes and phenomenon with causes (51.18)
- 5 - Measures angles of incidence and reflection, etc. (52.50)